INPUT
Conférence du 31 mai 1991

Les Marchés des Logiciels & Services en Europe 1990-1995

Hotel Royal Monceau

Paris

INPUT®

Piccadilly House, 33/37 Regent Street, London SW1Y 4NF, England Tel. (071) 493-9335
24, avenue du Recteur Poincaré, 75016 Paris, France Tel. (33-1) 46 47 65 65
Sudetenstrasse 9, D-6306 Langgöns-Niederkleen, Germany Tel. (0) 6447-7229

Panorama et Tendances des Marchés

Peter Lines
Vice President
European Research

INPUT

Western Europe, 1990-1995

Software and Services

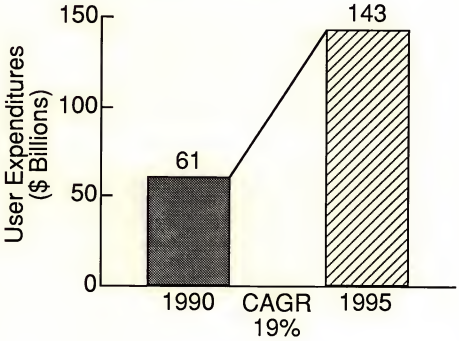

INPUT

France, 1990-1995

Software and Services

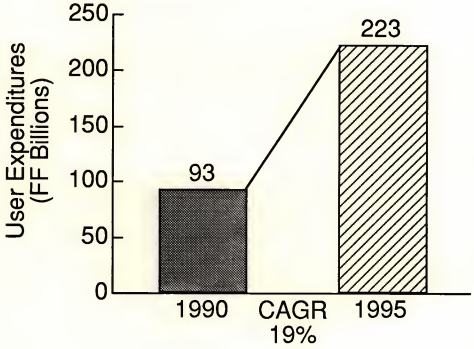

Computer Software and Services Markets by Delivery Mode, 1990-1995

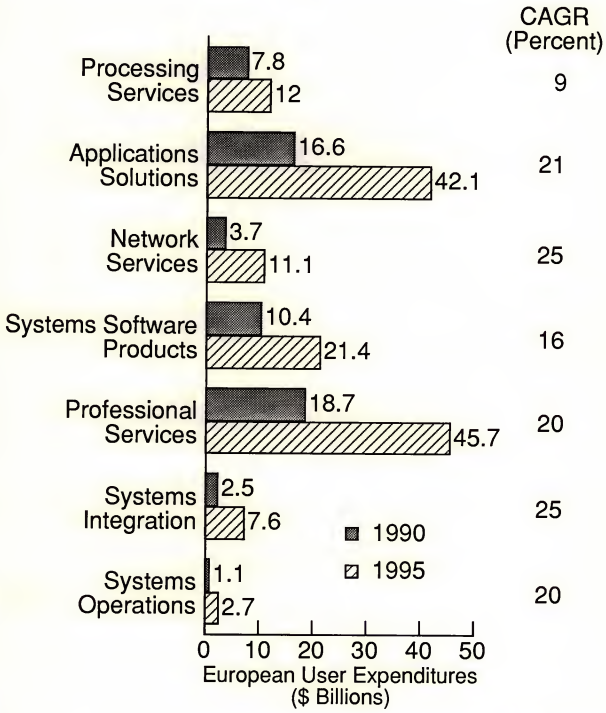

INPUT

France

Computer Software and Services Markets by Delivery Mode, 1990-1995

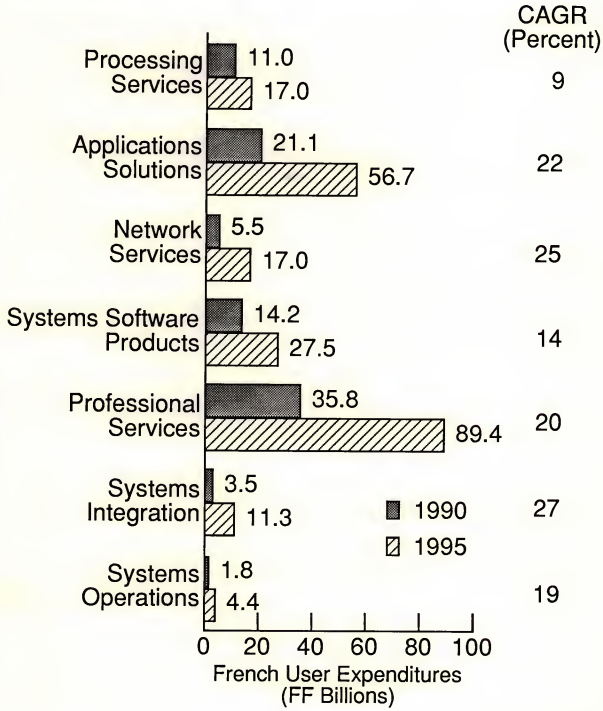

INPUT

Leading Independent Vendors 1990 Software and Services

Rank	Vendor	Revenues (Est. $M)	Market Share (%)
1	CGS	1060	2
2	Reuters	1050	2
3	Andersen	700	1

Downsizing Driving Forces

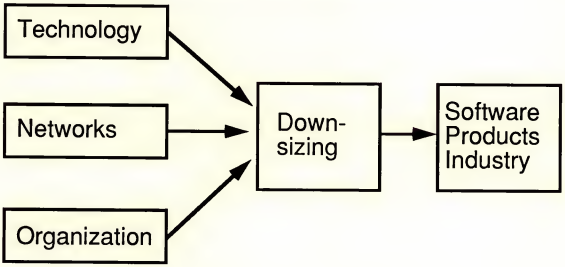

INPUT

Systems Software Product Growth Declines In Western Europe

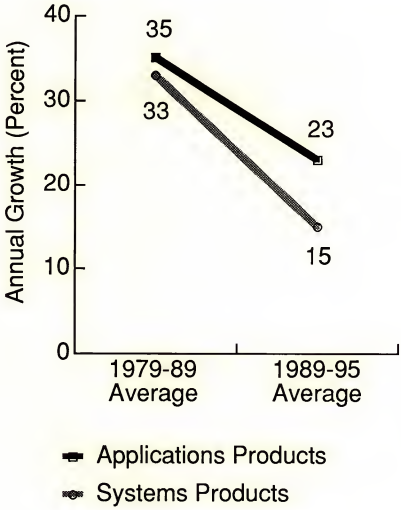

INPUT

Western Europe

Market Sector Comparison, 1990

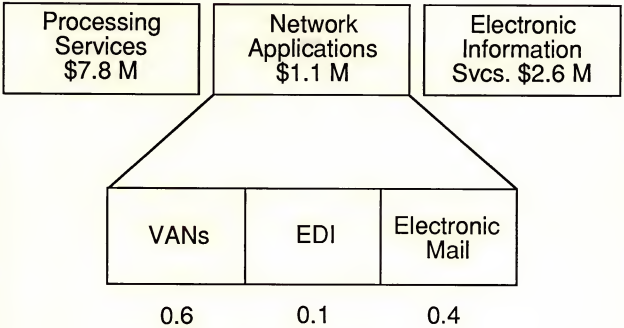

INPUT

France

Market Sector Comparison, 1990

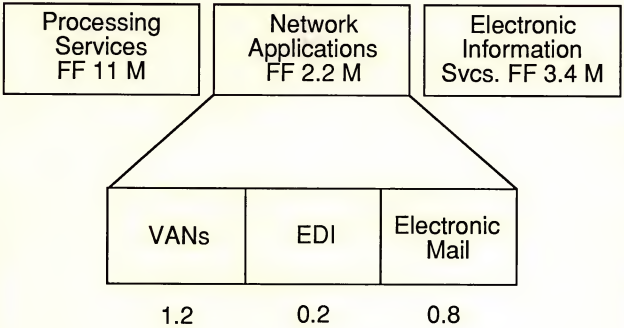

INPUT

Network Management in Context

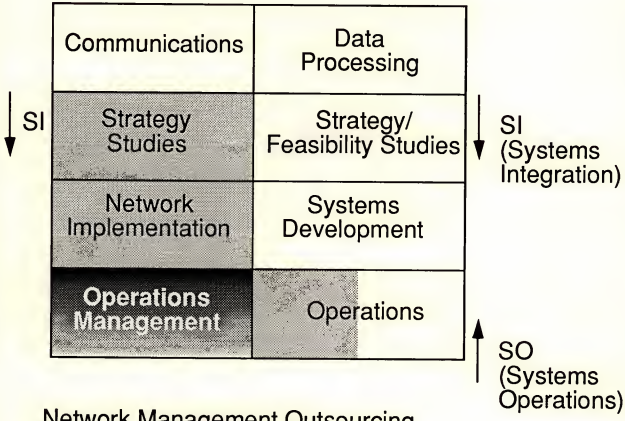

Network Management Outsourcing

- Strong potential
- Weaker potential

Outsourcing is the contracting of information systems (IS) functions to external vendors.

INPUT

Evolution of Outsourcing

Type of Product or Service	1970s		1990s
Applications Software	Applications Packages	→	Applications Management
Professional Services	Consulting Contract Prog	→	Systems Integration
Processing Services	Specific Proc Serv	→	Systems Operations

INPUT

Management and IT Consultancy Congruence

- Andersen Consulting
- Meritus
- CGS/United Research
- CGS/Index Group

Outsourcing
Developing Market Opportunities

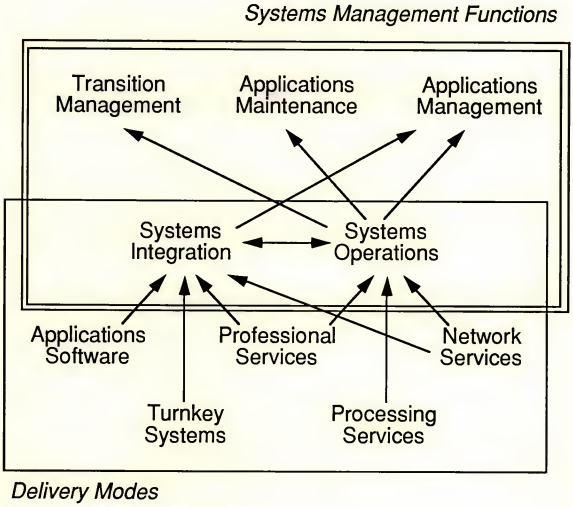

INPUT

Total IT Expenditure
Western Europe, 1990

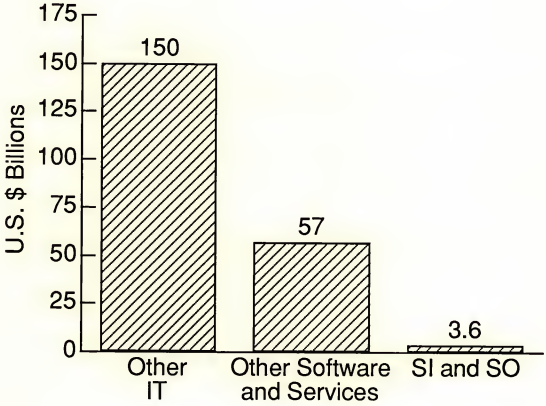

Total = $216 Billion

INPUT

Challenges Offert par l'Intégration de Systèmes

John Willmott
Consultant

INPUT

Western European Systems Integration Market 1990-1995

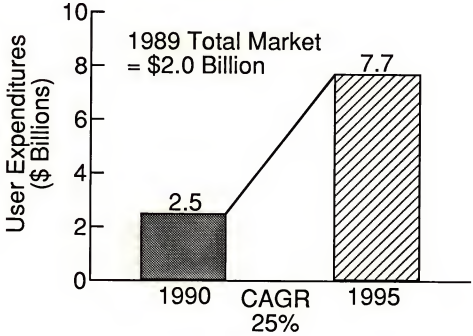

INPUT

Systems Integration, Western Europe Driving Forces

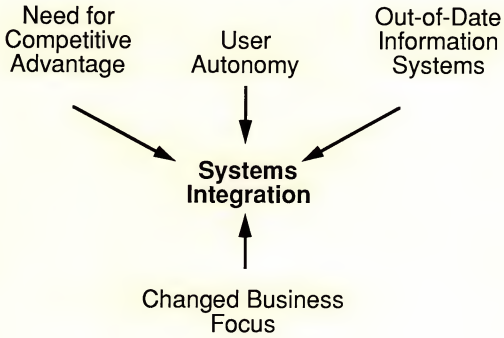

INPUT

Systems Integration, Western Europe Key Driving Forces: Vendor Perception

Factor	Level of Importance
Lack of in-house technical capability	Very High
Lack of in-house IS resources	High
Migration to open systems	Medium-High
Need to link heterogeneous equipment	Medium-High

Systems Integration, Western Europe
Key Players in Buying Process

Player \ Vendor type	Equip. Vendors	Prof. Serv. Vendors	Mgmt. Consult.
Client board-level personnel	High	Medium	Very High
Head of information systems	High	Very High	Medium
Client middle management	Low	High	Medium

INPUT

Systems Integration, Western Europe Vendor Targeting

- Major organizations
- Industries undergoing radical change
- Companies with highly distributed operations

INPUT

Systems Integration, Western Europe Strengths and Weaknesses of Management Consultancies

Strengths	Weaknesses
High-calibre personnel	Expensive
Credibility with user top management	Sometimes overrun cost and timescales
Business consultancy skills	Looking for repeat business

INPUT

Systems Integration, Western Europe Strengths and Weaknesses of Major Equipment Vendors

Strengths	Weaknesses
Stability	Business consultancy skills
High-calibre personnel	Lack of proven track record
Account management	Lack of independence
	Lack of development expertise/resources

Systems Integration, Western Europe Strengths and Weaknesses of Professional Services Vendors

Strengths	Weaknesses
Relationship with IS management	Business consultancy skills
Project management skills	Perceived technical orientation
Implementation/ technical skills	Lack of access to user top management

INPUT

Industry Market Opportunities
Systems Integration, Western Europe

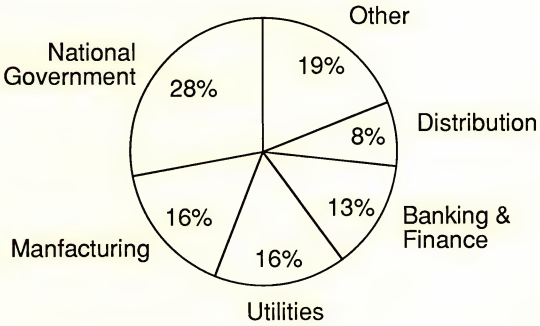

1990 Total Market = $2.5 Billion

INPUT

SESMP-JW 5/91-10

Importance in Buying Process Computer-Integrated Manufacturing, Western Europe

User Personnel	Degree of Importance
Top management	High
Manufacturing management	Medium-High
IS management	Medium-High

INPUT

Importance in Lead Generation Computer-Integrated Manufacturing, Western Europe

Means of Lead Generation \ Vendor type	Equip. Vendors	Prof. Serv. Vendors
Account Managers	High	Medium
New Business Sales Force	Medium	High
Collaboration Partners	Medium	High
External Consultants	Low	Medium

Vendor Issues: Alliances

- IBM and Coopers & Lybrand
- IBM Approved Industrial Systems Integrators
- Cincom "CIM Alliance" Programme
- ASK and EDS

INPUT

Vendor Challenges Systems Integration, Western Europe

- Access to key decision makers
- Integration architecture
- Building key partnerships
- Open systems and product branding
- Profitability

INPUT

Nouvelles Opportunités autour de la Maintenance des Logiciels Internes

Roger Fulton
Consultant

INPUT

ORIGINALS
MOVED TO
MEMAP 6/91

Operational Software Support (Software Maintenance)

- Support and maintenance of in-house developed software
  - Two-thirds of all software activity
  - Today the smallest outsourced sector
- Largest services opportunity of the 1990s
- Centred on management issues

INPUT

Categories of Software by Source

- Class A In-house developed
- Class B Custom/contracted
- Class C Application products
- Class D System products

INPUT

Software Maintenance Definitions

- Product vendor
  - Fixing faults in software product
- Services vendor
  - Keeping each client happy
- IS management
  - Everything done after software goes live

INPUT

European User Software Budgets

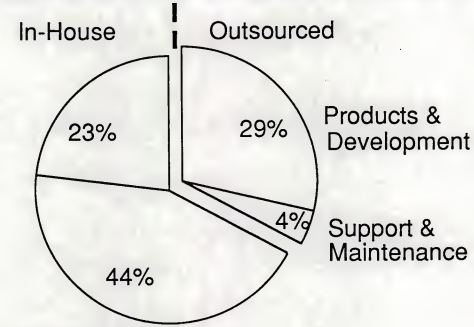

1990 Total: $90 Billion

INPUT

European User Software Budgets

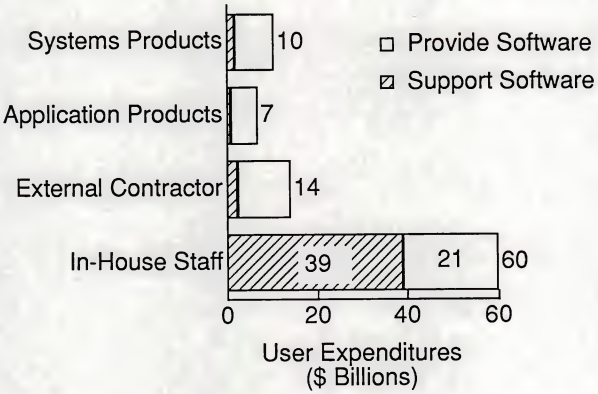

INPUT

User Case Study
Government Sector

Problem—Operational software support

- Improve user service/lower costs

Solution—Outsourcing

Benefits

- >50% cost savings on staff ~$70 p.a.
- 8 full-time staff replaced by 4 part-time
- System life extended 5 years

INPUT

User Case Study
Telecommunications Sector

Problem—Operational software support

- Free up staff and improve user service

Solution—Outsourcing

- Mix of in-house and third-party staffing

Benefits

- 19 staff released for new projects
- Call-outs reduced ten-fold
- Working practices adopted by client

INPUT

Operational Software Support Outsourcing Benefits

- Contracted quality of service for users
  - Better performance and reliability
  - Running costs known, and decreasing
- In-house staff released for new projects
- IS operational efficiency improved
  - Proven management techniques

INPUT

Operational Software Support Service Vendor Opportunities

- Support and maintenance contract
  - User service levels
  - Hand-over staffing and timing
  - Emergency services
  - Software maintenance/enhancement
  - Procedures/methods enhancement
  - Management control and reporting

INPUT

Operational Software Support Product Vendor Opportunities

- Management tools:
  - User service levels
  - IS resources
  - Software
- Software engineering tools:
  - CASE tools, whole life cycle
  - Reverse, re-engineering, conversion

INPUT

Conclusions

- Operational software support services
  - Untapped market opportunity
  - Total user spend ~$44B
  - Less than 1% is outsourced
- Primary need is IS management skills rather than software engineering tools
- Natural fit in the systems operations market
- Strong vendor marketing is needed

INPUT

INPUT®

Piccadilly House, 33/37 Regent Street, London SW1Y 4NF Tel. (44) (071) 493-9335
Fax (44) (071) 629-0179

FAX TRANSMITTAL FORM

DESTINATION: MV

FAX NUMBER:

ATTENTION: CHERYL.

NUMBER OF PAGES: 1 of 2.

CONFIDENTIAL CORRESPONDENCE: Yes _____ No _____

URGENT: Yes _____ No _____

DESCRIPTION:

Peter Lines' Paris presentation.

EMEIX 219.

- Just this slide (attached) is required, updated to show 1990 revenues.

****

FROM: CAROL NICE

DATE: 23 MAY.

INPUT:

Project Charge Code: _

(5)

Western Europe

Leading Independent Vendors ~~1989~~ 1990 Software and Services

Rank	Vendor	Revenues (Est. $M)	Market Share (%)
1	CGS	1060 ~~980~~	2
2	Reuters	~~900~~	2
3	Andersen	700 ~~520~~	1

1050

INPUT

5-MF-18

Notes

4/15/91

PETER LINES'

PARIS PRESENTATION.

Overheads please:

Title Slide - you already have (in French).

1 E-MF-1

2 E-MF-1 with changes - see attached

3 MEMAP-PL-4

4 MEMAP-PL-4 with changes - see attached

5 E-MF-18 + 19 as one overhead.

6 MS-21

7 MEMAP-PL-17

8 E-NS-3 - remove box saying 'OTHER' N/A.

9 E-NS-3 - with changes see attached

10 SESMP-ML-17

11 OU-6

12 OU-18

13 see attached - sorry can't read the number!

14 MEMAP-PL-22

15 MEMAP-PL-23

MEMAP

TITLE PAGE

presentation (2).

Panorama et Tendances des Marchés

Peter Lines

Vice President European Research.

2

FRANCE
~~Western Europe,~~ 1990-1995

Software and Services

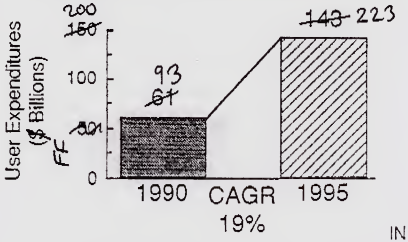

INPUT

E-MF-1

Notes

4/15/91

[redacted]

[redacted]

4

Computer Software and Services Markets by Delivery Mode, 1990-1995



INPUT

U.S. Information Services Industry

INPUT

MS-19

Opportunities in a Changing Market

MS-20

INPUT

Downsizing Driving Forces

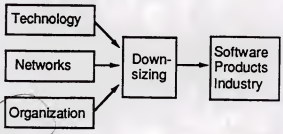

MS-21

INPUT

Window to the Information Network

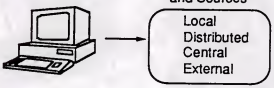

MS-22

INPUT

Application Distribution

Type	Location		
	1980	1985	1990-1995
Personal	Main-frame	PC	PC
Depart-mental	Main-frame	Mainframe	Client/ Server
Corporate	Main-frame	Mainframe	Mainframe

MS-23

INPUT

Computing Power

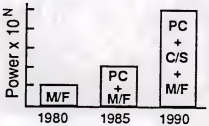

MS-24

INPUT

4/5/91

Systems Software Product Growth Declines In Western Europe

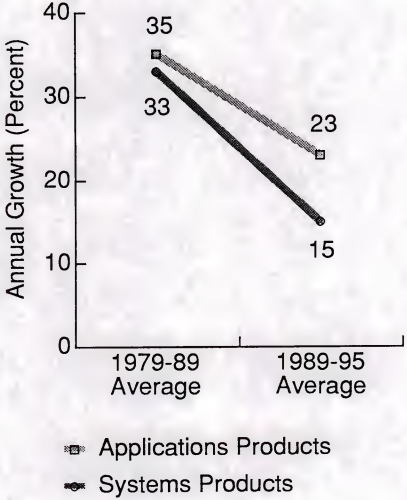

INPUT

MEMAP-PL-17

slight rounding errors but basically o.k.

Western Europe

Network Services Market 1990-1995

INPUT

E-NS-1

Western Europe

Network Application Services Market, 1990-1995

check totals

INPUT

E-NS-2

~~Western Europe~~ FRANCE

Market Sector Comparisons, 1990

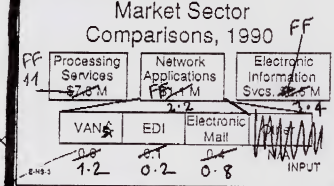

INPUT

E-NS-3

Network Application Services
Western Europe

Leading Vendors, 1989

Rank	Company	Est. Revenues ($ M)
1	GEIS	100
2=	Infonet	80
3	BT/Tymnet	80
4	GSI	70
5	France Telecom	60

INPUT

E-NS-4

Electronic Information Services
Western Europe

Leading Vendors, 1989

Rank	Company	Est. Revenues ($ M)
1	Reuters	700
2	Extel	250
3	Telerate	200
4	DBS	140
5	Telekurs	100

INPUT

E-NS-5

Western Europe

Electronic Information Services, 1990

- One million users
- 1,000 data bases
- 100 on-line vendors

INPUT

E-NS-6

4/9/91

is it possible to layout analysis the numbers?

Network Management in Context

Communications	Data Processing
Strategy Studies	Strategy/ Feasibility Studies
Network Implementation	Systems Development
Operations Management	Operations

SI

SI (Systems Integration)

SO (Systems Operations)

Network Management Outsourcing

- Strong potential
- Weaker potential

INPUT

What is it?

Why is it becoming a major factor?

OU-1 INPUT

Beyond Products: Service-Based Strategy

HBR March/April 1990

OU-2 INPUT

Key Findings

- Value added from services
- Technology enhances services
- Services enable competitive differentiation

Source: HBR Article

OU-3 INPUT

Recommendations

- Focus on core services
- Outsource other activities

Source: HBR Article

OU-4 INPUT

Outsourcing

- Outsource non-competitive activities
- Outsourcing builds flexibility
- Outsourcing allows focus

Source: HBR Article

OU-5 INPUT

Outsourcing is the contracting of information systems (IS) functions to external vendors.

OU-6 INPUT

31/90

Outsourcing Vendors

- Approaches differ greatly
- Variety of capabilities needed
- Partnerships/alliances result

OU-13 INPUT

Corporate Organization

- IT and IS will change the organization
- How will it operate?

OU-14 INPUT

Corporate Organization

- People
  - How many?
  - When?
  - What skills?

OU-15 INPUT

Transition Management

- Dramatic growth potential
- IS and non-IS components

OU-16 INPUT

Potential for revolution is there.

Forecasts are based on evolution.

OU-17 INPUT

Evolution of Outsourcing

Type of Product or Service	1970s		1990s
Applications Software	Applications Packages	→	Applications Management
Professional Services	Consulting Contract Prog	→	Systems Integration
Processing Services	Specific Proc Serv	→	Systems Operations

OU-18 INPUT

13/90

5

73

Typical Groupe Bull SI Projects

Client	Project
Ansaldo (I)	Plant automation
DSS (U.K.)	OSI network
Post Office (F)	Workstation network for financial services

INPUT

Systems Integration, Western Europe

Management and IT Consultancy Congruence

- Andersen Consulting
- Meritus
- CGS/United Research
- CSC/Index Group

INPUT

Systems Integration, Western Europe

Vendor Targeting

- Major organizations
- Industries undergoing radical change
- Companies with highly distributed operations

INPUT

Systems Integration, Western Europe

Driving Forces

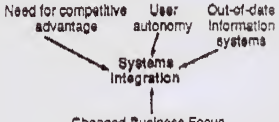

INPUT

6/1/91

Outsourcing
Developing Market Opportunities

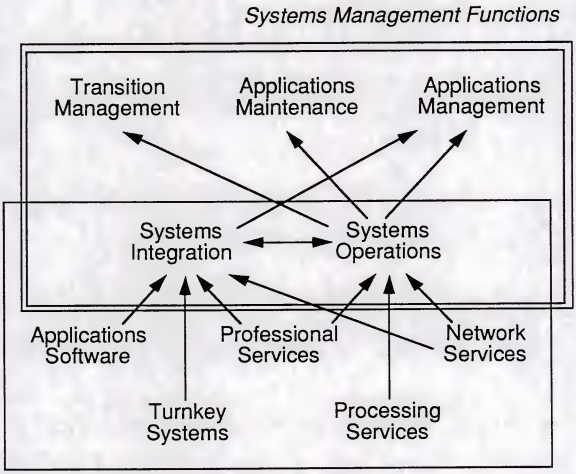

INPUT

Total IT Expenditure
Western Europe, 1990

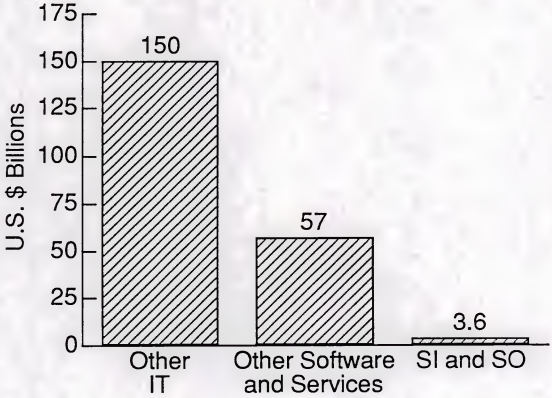

Total = $216 Billion

INPUT

MEMAP-PL-23

INPUT
Piccadilly House, 33/37 Regent Street, London SW1Y 4NF Tel. (44) (071) 493·9335
Fax (44) (071) 629-0179

FAX TRANSMITTAL FORM

DESTINATION: MOUNTAIN VIEW

FAX NUMBER:

ATTENTION: CHERYL / GRAPHICS

NUMBER OF PAGES: 1 of 3

CONFIDENTIAL CORRESPONDENCE: Yes ____ No ____

URGENT: Yes ✓ No ____

DESCRIPTION:

Cheryl,

Only two minor changes

1. The accent on Integration
2. Any way of indicating the Y-axis on slide 2.

Thanks,

John

****

FROM: JOHN WILLMOTT

DATE: 22·5·91

INPUT:

Project Charge Code:

Challenges Offert par l'Intégration de Systèmes

John Willmott
Consultant

INPUT

SESMP-JW 8/91- 1

Western European Systems Integration Market 1990-1995

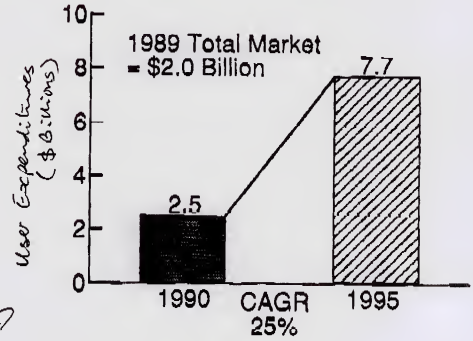

SESMP-JW 5/91- 2

INPUT

TITLE PAGE
presentation ③.

Challenges Ozzert par l'Intégration de Systèmes

John Willmott
Consultant.

Single like presentations 1, 2, & 4

Exhibit III-1

Western European Systems Integration Market, 1990-1995

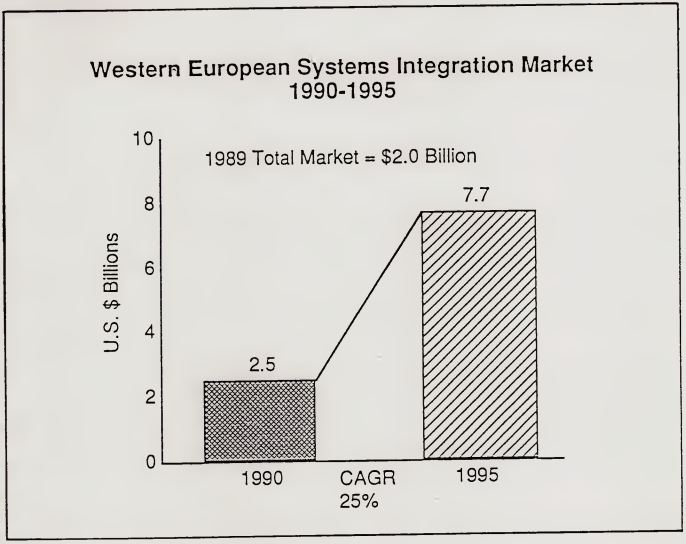

Systems Integration, Western Europe Driving Forces

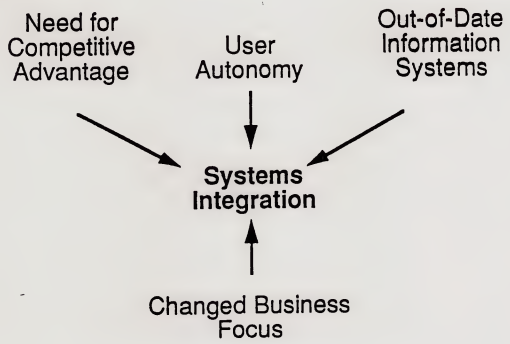

INPUT

Systems Integration, Western Europe
Key Driving Forces:
Vendor Perception

Factor	Level of Importance
Lack of in-house technical capability	Very High
Lack of in-house IS resources	High
Migration to open systems	Medium-High
Need to link heterogeneous equipment	Medium-High

INPUT

Systems Integration, Western Europe
Key Players in Buying Process

Player \ Vendor type	Equip. Vendors	Prof. Serv. Vendors	Mgmt. Consult.
Client board-level personnel	High	Medium	Very High
Head of information systems	High	Very High	Medium
Client middle management	Low	High	Medium

INPUT

Systems Integration, Western Europe Vendor Targeting

- Major organizations
- Industries undergoing radical change
- Companies with highly distributed operations

INPUT

Systems Integration, Western Europe Strengths and Weaknesses of Management Consultancies

Strengths	Weaknesses
High-calibre personnel	Expensive
Credibility with user top management	Sometimes overrun cost and timescales
Business consultancy skills	Looking for repeat business

INPUT

SESMP-JW-10

Systems Integration, Western Europe Strengths and Weaknesses of Major Equipment Vendors

Strengths	Weaknesses
Stability	Business consultancy skills
High-calibre personnel	Lack of proven track record
Account management	Lack of independence
	Lack of development expertise/resources

INPUT

Systems Integration, Western Europe Strengths and Weaknesses of Professional Services Vendors

Strengths	Weaknesses
Relationship with IS management	Business consultancy skills
Project management skills	Perceived technical orientation
Implementation/ technical skills	Lack of access to user top management

INPUT

Industry Market Opportunities
Systems Integration, Western Europe

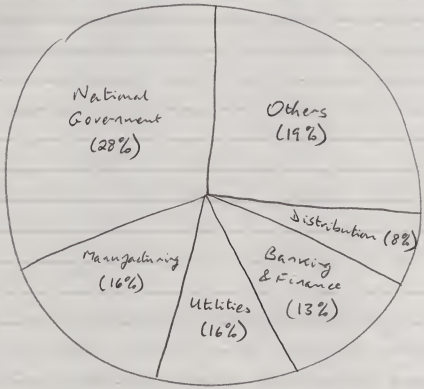

1990 Total Market = $2.5 Billion

(11)

Exhibit VI-3

Importance in Buying Process
Computer Integrated Manufacturing, Western Europe

User Personnel	Degree of Importance
Top management	High
Manufacturing management	Medium - High
IS management	Medium - High

Exhibit VI-4

Importance in Lead Generation
Computer Integrated Manufacturing, Western Europe

Means of Lead Generation \ Vendor Category	Equipment Vendors	Professional Services Vendors	~~Application Software Product Vendors~~
Account Managers	High	Medium	~~High~~
New Business Sales Force	Medium	High	~~High~~
Collaboration Partners	Medium	High	~~Medium~~
External Consultants	Low	Medium	~~High~~

(13)

~~Exhibit II-16~~

Vendor Issues: ~~Collaboration~~ Alliances

- IBM ~~&~~ and Coopers & Lybrand
- IBM Approved Industrial Systems Integrators
- Cincom "CIM Alliance" Programme
- ~~Siemens and Lucas E & S~~
- ASK and EDS
- ~~Sligos and Mesarteam~~

Vendor Challenges
Systems Integration, Western Europe

~~* Business Consulting~~

* Access to key decision makers

* Integration architecture

* Building key partnerships

~~[illegible]~~
* Open systems & product branding

* Profitability

INPUT

Piccadilly House, 33/37 Regent Street, London SW1Y 4NF Tel. (44) (071) 493-9333
Fax (44) (071) 629-0179

FAX TRANSMITTAL FORM

DESTINATION: MV

FAX NUMBER:

ATTENTION: CHERYL / ANDREA

NUMBER OF PAGES: 1 of 1

CONFIDENTIAL CORRESPONDENCE: Yes ____ No ✓

URGENT: Yes ✓ No ____

DESCRIPTION:

MEMAP-RF 5/91-12 Slides for Paris
Sorry I made a mistake on the last slide:
Change ~ $40M to Read: ~ $44TS

Also Slide 6 would look better with fewer numbers: (No decimal places)

S/W	10
APP	7
ENTVL	14
IN HOUSE	21

****

FROM: ROGER FULTON

DATE: 23/5/91

INPUT: LONDON

Project Charge Code:

TITLE PAGE

presentation (4).

Nouvelles Opportunités autour de la Maintenance des Logiciels Internes

Style like presentations 1, 2, & 3

Roger Fulton

Consultant

needheads.

SLIDES FOR PARIS SEMINAR 31st MAY 1991

Derived from ME-SM1 Exec Summary.

①.

ME-SM1

EXH II-1

Operational Software Support (Software Maintenance)

- Support and maintenance of in-house developed software
  - Two-thirds of all software activity
  - Today the smallest outsourced sector
- Largest services opportunity of the 1990s
- Centred on management issues

ME-SM1 Exhibit II-1 © 1991 by INPUT. Reproduction Prohibited INPUT

Note to graphics: please follow exhibit numbers on left hand side of page. Ignore the ones underneath the slides here.

II-2

Categories of Software by Source

- Class A In-house developed
- Class B Custom/contracted
- Class C Application products
- Class D System products

ME-SM1 Exhibit II-2 © 1991 by INPUT. Reproduction Prohibited INPUT

II-3

Software Maintenance Definitions

- Product Vendor
  - Fixing faults in software product
- Services Vendor
  - Keeping each client happy
- IS Management
  - Everything done after software goes live

INPUT

ME-SM1 Exhibit II-3

New Slide

New

European User Software Budgets

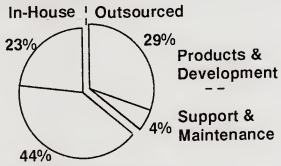

1990 Total: $90 Billion

INPUT

ME-SM1 Exhibit II-4

(3)

II-6

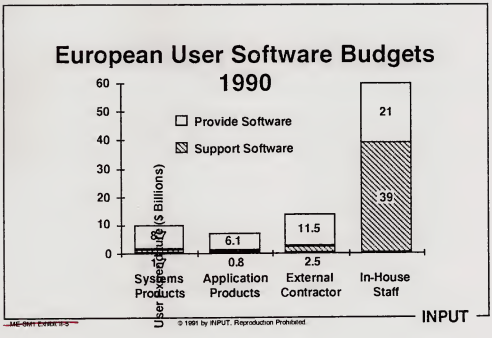

II-13

User Case Study - Government Sector

Problem - Operational Software Support

- Improve user service / lower costs

Solution - Outsourcing

Benefits

- >50% cost saving on staff ~$70K p.a.
- 8 full-time staff replaced by 4 part-time
- System life extended 5 years

INPUT

II-14

User Case Study - Telecommunications Sector

Problem - Operational Software Support

- Free-up staff & improve user service

Solution - Outsourcing

- Mix of in-house and 3rd-party staffing

Benefits

- 19 staff released for new projects
- Call-outs reduced ten-fold
- Working practices adopted by client

INPUT

ME-SM1 Exhibit II-7

II-15

Operational Software Support - Outsourcing Benefits

- Contracted quality of service for users
  - Better performance and reliability
  - Running costs known, and reducing
- In-house staff released for new projects
- IS operational efficiency improved
  - Improved operations practices
  - Proven management techniques

INPUT

ME-SM1 Exhibit II-8

5

II - 18

Operational Software Support - Service Vendor Opportunities

- Support and maintenance contract
  - User service levels
  - Hand-over staffing and timing
- Emergency services
- Software maintenance/enhancement
- Procedures/methods enhancement
- Management control and reporting

INPUT

ME-SM1 Exhibit II-9

II - 19

Operational Software Support - Product Vendor Opportunities

- Management tools:
  - User service levels
  - IS resources
  - Software
- Software engineering tools:
  - CASE tools, whole life-cycle
  - Reverse, re-engineering, conversion

INPUT

ME-SM1 Exhibit II-10

6

II-20

Conclusions

- Operational software support services
  - Un-tapped market opportunity
  - Total user spend ~$40M
  - Less than 1% is outsourced
- Primary need is IS management skills rather than software engineering tools
- Natural fit in the systems operations market
- Strong vendor marketing is needed

ME-SM1 Exhibit II-11

INPUT

INPUT
1280 Villa Street, Mountain View, CA 94041 (415) 961-3300
Telex 171407 Fax (415) 961-3966

FAX TRANSMITTAL FORM

DESTINATION: INPUT

FAX NUMBER:

ATTENTION: Sylvie

Telephone Number/Location

NUMBER OF PAGES: 1 OF 3

Confidential Yes____ No____

Urgent Yes____ No____

DESCRIPTION:

Re: slide #4 – we cannot locate the presentation you referred to, so please proof as is for layout

Re: slide #7 – please proof for final (you had just sent complete slide in fax of 23 May).

Thanks!

FROM: Anne Tarlucco

DATE: 23 May

INPUT
Project Charge Code: AIFRE

FILE: ____CHRON ____CONTACT ____OTHER

Specify:

~~Rappel des~~ Domaines d'Intervention et d'Analyses d'INPUT

Sylvie Bénech

INPUT

INPUT

Logo ® will be replaced here

INPUT

INPUT Etudie, Analyse, Conseille

I Industrie des Logiciels ~~and~~ et Services

N Numération, Evaluation des Marchés

P Prestations, Segmentation de l'Offre

U Utilisateurs, leurs Motivations ~~and~~ et Attentes

T Tendances d'Evolution, Anticipations

INPUT

Extra copy -

Bis. Suggestion.
See what is
the best

INPUT Etudie, Analyse, Conseille

I Industrie des Logiciels ~~and~~ et Services

N Numération, Evaluation des Marchés

P Prestations, Segmentation de l'Offre

U Utilisateurs, leurs Motivations ~~and~~ et Attentes

T Tendances d'Evolution, Anticipations

INPUT

LOGICIELS ET SERVICES

Industrie des ~~Services liés aux Technologies de l'Information~~

Nombreux sont les acteurs . . .

INPUT

Numération ~~and~~ et Evaluation du Potentiel des Marchés

leave an extra lot & line.

$ Dépense finale des utilisateurs

$$ Analyse des marchés non-captifs

$$$ Matériels exclus sauf en cas d'intégration

$$$$ Europe—13 pays, USA, Japon, Monde

INPUT

Prestations Offertes et Segmentation des Marchés

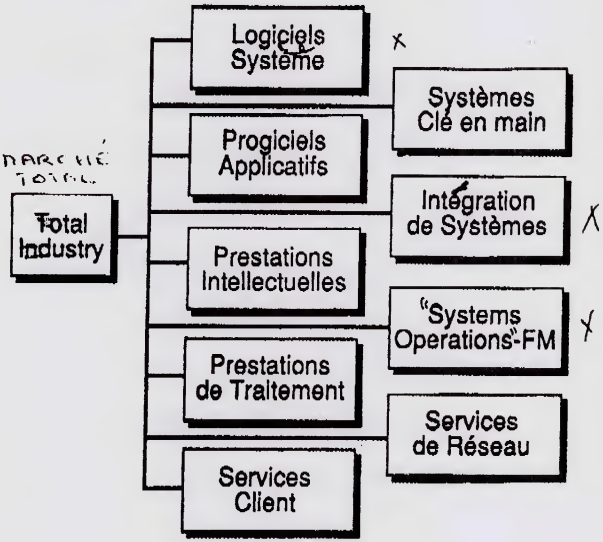

INPUT

Utilisateurs, Leurs Motivations, ~~Leurs~~ Attentes

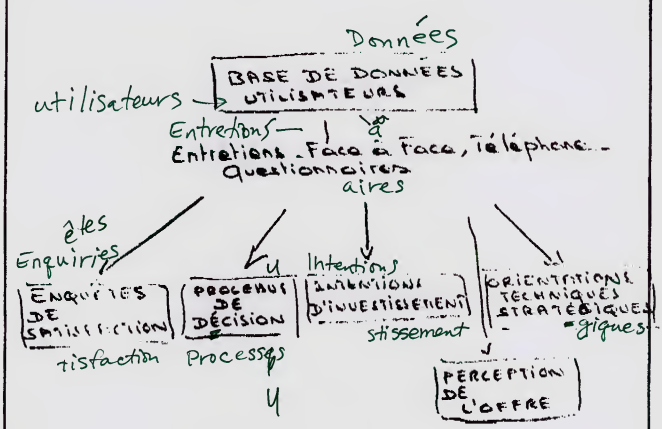

INPUT

Tendances d'Evolution des Marchés

Croissance 1978-1990 de l'Industrie des Logiciels et Services — France

Demande?

Downsizing?

Valeur Ajoutée?

Outsourcing?

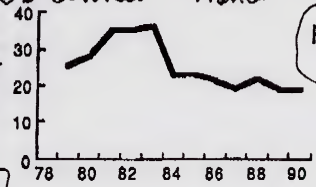

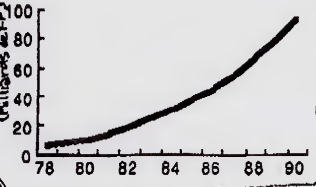

Rentabilité?

CONJONCTURE? jonctura

Open Systems?

Europe?

TECHNOLOGIES ?

Concurrence?

Acquisitions?

Ya'il possible to get it even small will a frame.

INPUT

AMMKT-PL- 8

INPUT

1280 Villa Street, Mountain View, CA 94041 (415) 961-3300
Telex 171407 Fax (415) 961-3966

FAX TRANSMITTAL FORM

DESTINATION: INPUT

FAX NUMBER:

ATTENTION: Sylvie Benech

Telephone Number/Location

NUMBER OF PAGES: 1 OF 9

Confidential Yes____ No____

Urgent Yes____ No____

DESCRIPTION:

Here is your presentation with editing/proofing marks on it. Please review and return as soon as possible. Thank You

Please return to attention of either:
Cheryl Tompkins or
Anna Trabucco

FROM: Anna Trabucco

DATE: 22 May 91

INPUT
Project Charge Code: AIFRE

FILE: ____CHRON ____CONTACT ____OTHER

Specify:

TITLE PAGE
Presentation (1).
(to follow - from Sylvie).

Rappel des Domaines d'Intervention et d'Analyses d'INPUT

Sylvie Bénech

Directeur INPUT France.

INPUT®
52, boulevard de Sébastopol, 75003 Paris Tel. (33-1) 42 77 42 77
Telex 218 495F Fax (33-1) 42 77 85 82

FAX TRANSMITTAL FORM

DESTINATION: INPUT NV.

FAX NUMBER:

ATTENTION: Andrea.

NUMBER OF PAGES: 1 of 10

CONFIDENTIAL CORRESPONDENCE: Yes ____ No ____

URGENT: Yes ✓ No ____

DESCRIPTION: 31 May Conference.

(1) Here is my presentation as announced by CoopP.
I apologize as page 6 is not completed
I'll fax it to you tomorrow.
Don't hesitate to call me if problems.
Thanks to follow same format as other speaches.

(2) About INPUT - New French text.
You can cancel definitly the old version.
Thanks for your help - Regards. SB.

****

FROM: Sylvie BENECH

DATE: 22/05/91.

INPUT:

Project Charge Code:

INPUT

(2)

(1)

INPUT ETUDIE, ANALYSE, CONSEILLE.....

I..... **I**ndustrie des Logiciels & Services

N..... **N**umération, Evaluation des Marchés

P..... **P**restations, Segmentation de l'Offre

U..... **U**tilisateurs, leurs Motivations & Attentes

T..... **T**endances d'Evolution, Anticipations

(2)

INPUT

Industrie des Services liés aux Technologies de l'Information

Nombreux sont les acteurs....
eux

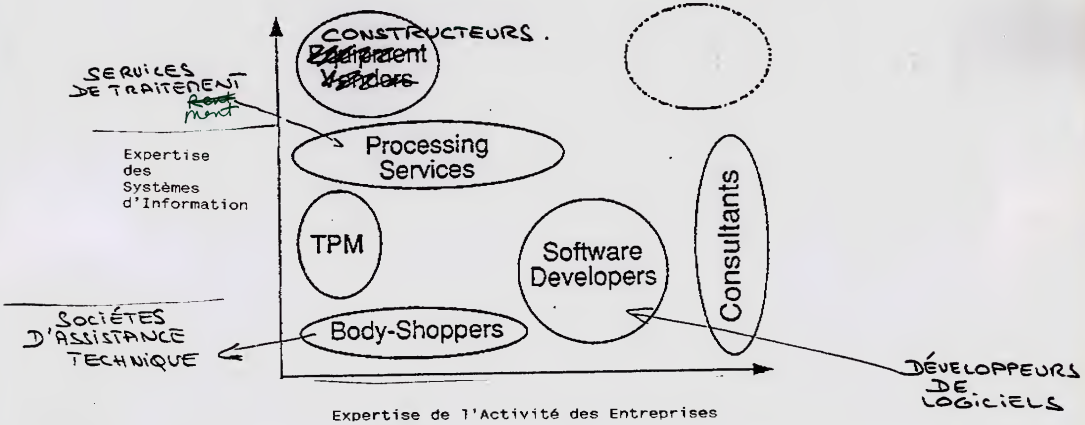

(4)

INPUT

N... Numération & Evaluation du Potentiel des Marchés

$	Dépense finale des utilisateurs
$$	Analyse des marchés non-captifs
$$$	Matériels exclus sauf en cas d'intégration
$$$$	Europe - 13 pays, U.S.A, Japon, Monde

INPUT

P..... Prestations Offertes et Segmentation des Marchés

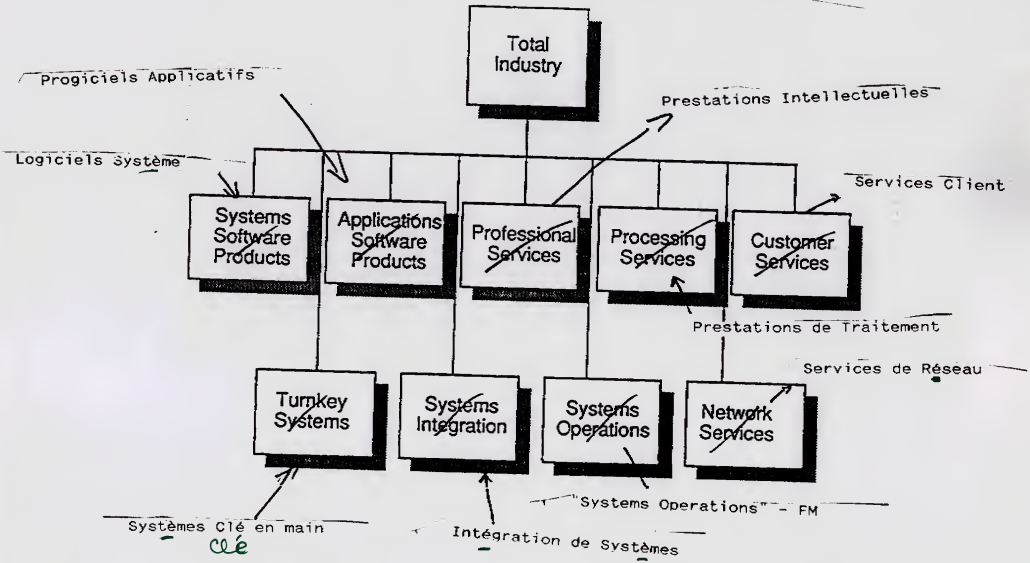

(6)

INPUT

V..... Utilisateurs, leurs motivations, leurs attentes

Not ready
To be sent on 23/05.
Thanks.

(7)

INPUT

INPUT ..... Tendances d'Evolution des Marchés

CROIHANCE 1978-1990 DE L'INDUSTRIE DES LOGICIELS & SERVICES FRANCE

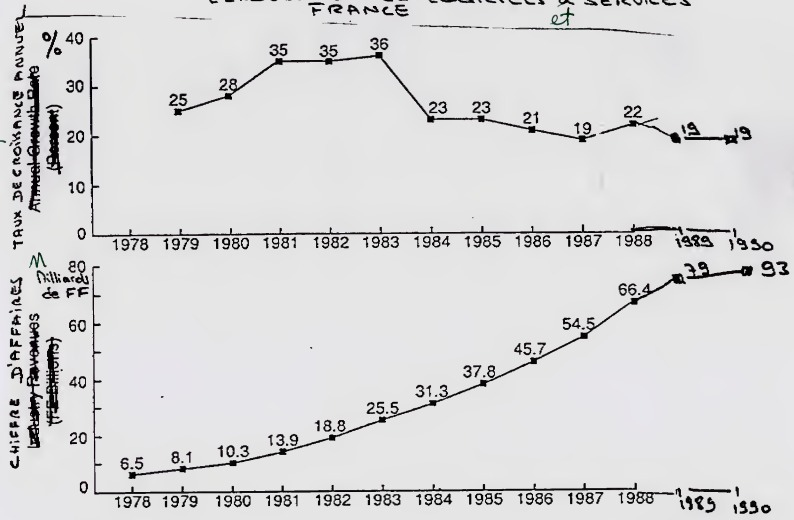

For slide (7) if possible to get the final format as below.... (7bis)

INPUT

DEMANDE ?

DOWNSIZING ?

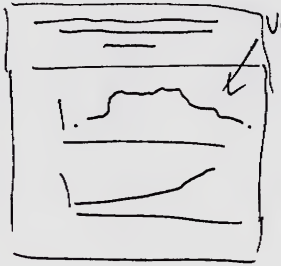

Very small.

RENTABILITÉ ?
rentabilité

OPEN SYSTEMS ?

VALEUR AJOUTÉE ?
Valeur Ajoutée

EUROPE ?

ACQUISITIONS ?

OUTSOURCING ?

CONCURRENCE ?

INPUT

52, boulevard de Sébastopol, 75003 Paris Tel. (33-1) 42 77 42 77
Telex 218 495F Fax (33-1) 42 77 85 82

FAX TRANSMITTAL FORM

DESTINATION: INPUT NU

SEE AIFRE FILE FOR DOCUMENT

FAX NUMBER:

ATTENTION: Andréa

NUMBER OF PAGES: 1 of 8

CONFIDENTIAL CORRESPONDENCE: Yes No ✓

URGENT: Yes No

DESCRIPTION: (1) PAC speech on May 31.
- Please find attached PAC presentation. Carol asked me to prepare Friday evening. I hope you will have time to prepare and ship it. Final format is without binder just with a stapled. If you could include also French presentation + A propos d'INPUT
Quantity requests: 30 - We will do have add'l copies.

(2) Labels - We need to receive 50 white labels per badges. Please send it also.

Thanks for your help
SR

****

FROM: Sylvie B.

DATE: 28-05-91

INPUT:

Project Charge Code:

****

CHANGE OF ADDRESS
Effective on 6 June 1991, Please note our new address :
INPUT France
24, av. du Recteur Poincaré
75016 PARIS
Tél (33-1) 46 47 65 65 Fax (33-1) 46 47 69 50

6

INPUT

CONFERENCE du 31 Mai 1991.

Peter A. Cunningham.
President

INFORMATION SYSTEMS MANAGEMENT
BY OUTSOURCING.

Hôtel Royal Monceau
Paris

1

Outsourcing represents the future of the information services industry

INPUT

8

"Outsourcing" vs. Buying Services

1980s: Services achieved recognition

1990s: Overcome prejudice against buying management services

INPUT

10

Outsourcing in the 1990s What is Different

- Size and length of commitment
- Breadth of responsibility assumed by vendor
- Partnership versus supplier/subcontractor

INPUT

19

Outsourcing in the 1990s What is Different

- Complexity of IT solutions
- Professional services component
- Systems management

INPUT

20

(2)

~~Notes~~

US

OUTSOURCING OPPORTUNITIES 1990-1995

SI

S.O

6/1/91

A. Idea ← could you ask the research to provide you equivalent pictures than European ones for US.

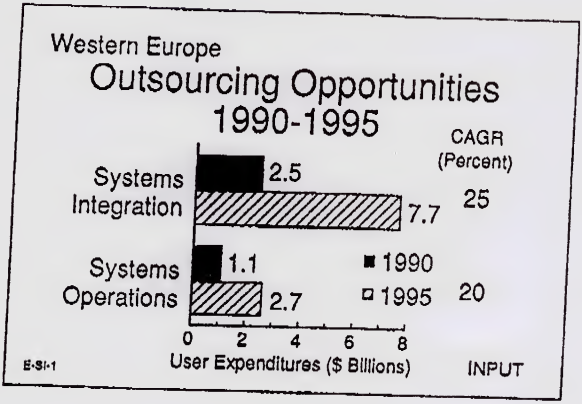

(3)

Systems Operations, Western Europe

Market Forecast

Country	$ Millions 1990	1991	CAGR (%)	1995
France	297	353	19	713
Germany	75	87	18	169
U.K.	301	371	23	832
Italy	150	182	22	400

E-SO-5

INPUT

Notes

SYSTEMS INTEGRATION, WESTERN EUROPE

MARKET FORECAST

Country	~~US Expenditure~~ $ millions 1989	1990	1991	1995	~~1990-95~~ CAGR (Percent)
France	440	560	715	1,830	27
Germany	385	610	775	1,930	26
United Kingdom	505	625	770	1,770	23
Italy	180	230	300	760	27

8/1/91

E-SI-23

INPUT

4

A

Outsourcing Vendors

- Approaches differ greatly
- Variety of capabilities needed
- Partnerships/alliances result

INPUT

13

B

Outsourcing Relationship Classification

Relationship Type	Outsourcing Category	Relationship Characteristics
Partnership-Based	Applications Management	Management-oriented Broad scope Open-ended timing

INPUT

26

C

Outsourcing Relationship Classification

Relationship Type	Outsourcing Category	Relationship Characteristics
Partnership-Based	Systems Operations	Broad expertise Personnel transfer Flexible agreement Service levels

INPUT

27

D

Outsourcing Relationship Classification

Relationship Type	Outsourcing Category	Relationship Characteristics
Objective-Based	Transition Management	Project-oriented Specific scope Specific timing

INPUT

28

E

Outsourcing Relationship Classification

Relationship Type	Outsourcing Category	Relationship Characteristics
Objective-Based	Applications Maintenance Systems Integration	Specific expertise Focused agreement Target dates

INPUT

29

F

Vendor Orientation to Outsourcing

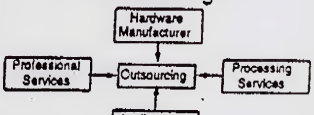

INPUT

30

12/13/90

5

INPUT

(5)

A

Organizational Impacts

Group	Impacts
Total Organization	No visible impact Reallocation of personnel Faster access to skills More disciplined implementation

INPUT

36

B

Organizational Impacts

Group	Impacts
Information Systems Management	Manage a smaller organization Shift to tactics and strategy Time available for planning

37

INPUT

C

Organizational Impacts

Group	Impacts
Information Systems Professional	Significant initial anxiety Greater career opportunities

38

INPUT

D

Conclusions User View

- Outsourcing is different for the 1990s
- Outsourcing offers new opportunities
- Outsourcing can lead to faster response
- Outsourcing can help IS change its role

INPUT

39

(6)

INPUT.

Andréa, please add after this page my presentation - starting with
INPUT étudie, analyse, conseille...
- - - -
=> 6 pages.

+ at the End: About Input sheet -

E-MS-3

(2)

~~Notes~~

US

OUTSOURCING OPPORTUNITIES
1990-1995

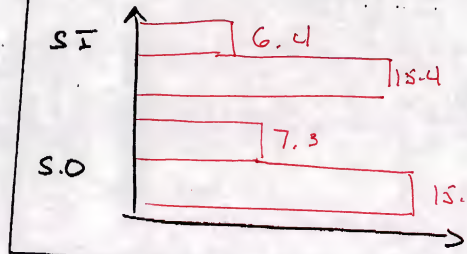

6/1/91

A. drea
could you ask the record to provide you equivalent figures than European ones for US.

QU-

($ Billions)
User Expenditures

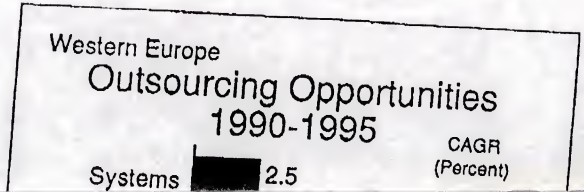

INPUT
Conférence du 31 Mai 1991
Peter A. Cunningham
President
Information Systems Management by Outsourcing

Hôtel Royal Monceau

Paris

INPUT®

Piccadilly House, 33/37 Regent Street, London SW1Y 4NF, England Tel. (071) 493-9335
24, avenue du Recteur Poincaré, 75016 Paris, France Tel. (33-1) 46 47 65 65
Sudetenstrasse 9, D-6306 Langgöns-Niederkleen, Germany Tel. (0) 6447-7229

Outsourcing represents the future of the information services industry

INPUT

OU-8

Notes

"Outsourcing" vs. Buying Services

1980s: Services achieved recognition

1990s: Overcome prejudice against buying management services

INPUT

OU-10

Notes

Outsourcing in the 1990s
What is Different

- Size and length of commitment
- Breadth of responsibility assumed by vendor
- Partnership versus supplier/subcontractor

INPUT

OU-19

Notes

12/13/90

Outsourcing in the 1990s
What is Different

- Complexity of IT solutions
- Professional services component
- Systems management

INPUT

OU-20

Notes

12/13/90

U.S.

Outsourcing Opportunities

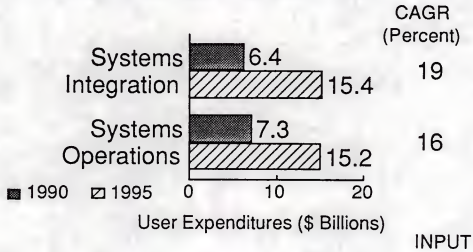

E-OU-1

Notes

5/28/91

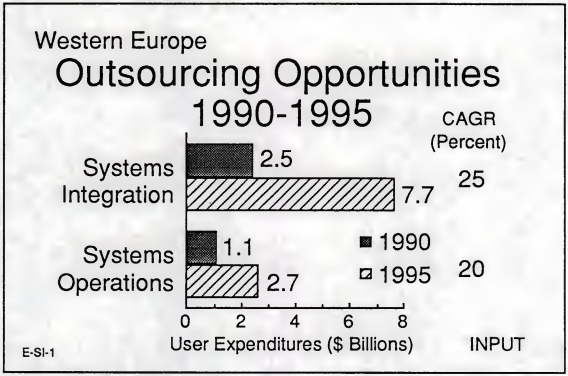

Notes

4/8/91

Systems Operations, Western Europe

Market Forecast

Country	$ Millions 1990	1991	CAGR (%)	1995
France	297	353	19	713
Germany	75	87	18	169
U.K.	301	371	23	832
Italy	150	182	22	400

INPUT

E-SO-5

Notes

5/1/91

Systems Integration, Western Europe

Market Forecast

Country	1990	1991	CAGR (%)	1995
France	560	715	27	1,830
Germany	610	775	26	1,930
U.K.	625	770	23	1,770
Italy	230	300	27	760

INPUT

E-SI-23

Notes

5/28/91

Outsourcing Vendors

- Approaches differ greatly
- Variety of capabilities needed
- Partnerships/alliances result

INPUT

OU-13

Notes

Outsourcing Relationship Classification

Relationship Type	Outsourcing Category	Relationship Characteristics
Partnership-Based	Applications Management	Management-oriented Broad scope Open-ended timing

INPUT

OU-26

Notes

12/13/90

Outsourcing Relationship Classification

Relationship Type	Outsourcing Category	Relationship Characteristics
Partnership-Based	Systems Operations	Broad expertise Personnel transfer Flexible agreement Service levels

INPUT

OU-27

Notes

12/13/90

Outsourcing Relationship Classification

Relationship Type	Outsourcing Category	Relationship Characteristics
Objective-Based	Transition Management	Project-oriented Specific scope Specific timing

INPUT

OU-28

Notes

12/13/90

Outsourcing Relationship Classification

Relationship Type	Outsourcing Category	Relationship Characteristics
Objective-Based	Applications Maintenance	Specific expertise Focused agreement Target dates
	Systems Integration	

INPUT

OU-29

Notes

12/13/90

Vendor Orientation to Outsourcing

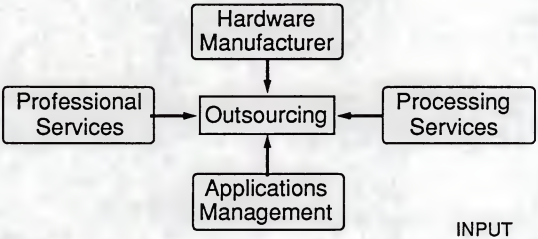

INPUT

OU-30

Notes

12/13/90

Organizational Impacts

Group	Impacts
Total Organization	No visible impact Reallocation of personnel Faster access to skills More disciplined implementation

INPUT

OU-36

Notes

12/13/90

Organizational Impacts

Group	Impacts
Information Systems Management	Manage a smaller organization Shift to tactics and strategy Time available for planning

INPUT

OU-37

Notes

12/13/90

Organizational Impacts

Group	Impacts
Information Systems Professional	Significant initial anxiety Greater career opportunities

INPUT

OU-38

Notes

12/13/90

Conclusions
User View

- Outsourcing is different for the 1990s
- Outsourcing offers new opportunities
- Outsourcing can lead to faster response
- Outsourcing can help IS change its role

INPUT

OU-39

Notes

12/13/90

INPUT

E-MS-3

Notes

5/28/91

Domaines d'Intervention et d'Analyse d'INPUT

Sylvie Bénech

INPUT

INPUT

INPUT Etudie, Analyse, Conseille

Industrie des Logiciels et Services

Numération, Evaluation des Marchés

Prestations, Segmentation de l'Offre

Utilisateurs, leurs Motivations et Attentes

Tendances d'Evolution, Anticipations

INPUT

Industrie des Logiciels et Services

Nombreux sont les acteurs . . .

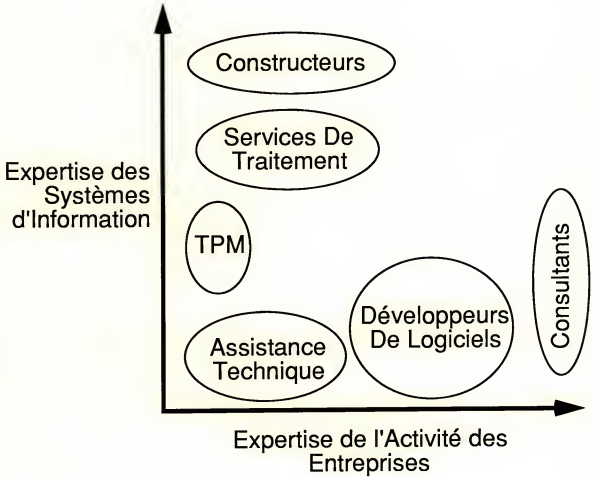

INPUT

Numération et Evaluation du Potentiel des Marchés

$ Dépense finale des utilisateurs

$$ Analyse des marchés non-captifs

$$$ Matériels exclus sauf en cas d'intégration

$$$$ Europe—13 pays, USA, Japon, Monde

INPUT

Prestations Offertes et Segmentation des Marchés

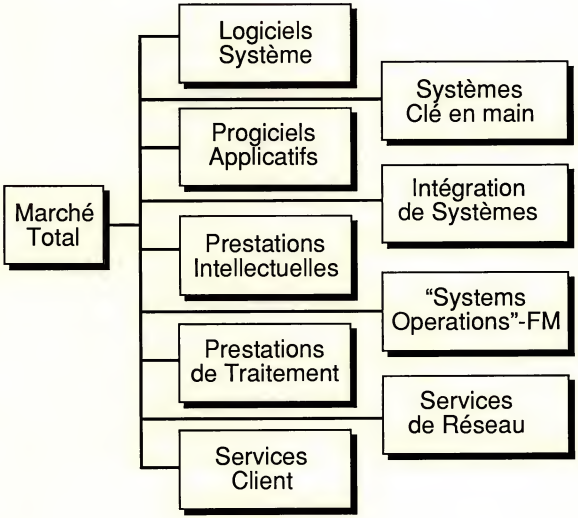

INPUT

Utilisateurs, Leurs Motivations et Attentes

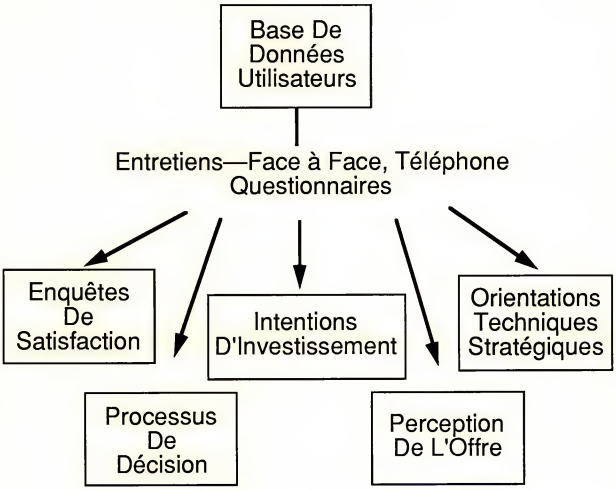

INPUT

Tendances d'Evolution des Marchés

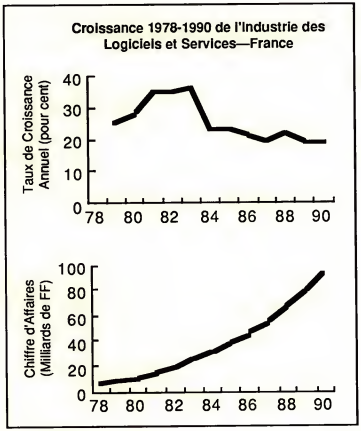

Rentabilité?

Demande?

Conjoncture?

Open Systems?

Valeur Ajoutée?

Europe?

Outsourcing?

Technologies?

Concurrence?

Acquisitions?

Downsizing?

INPUT

A propos d' INPUT

INPUT, société Internationale, leader dans l'analyse des Marchés des Services liés aux Technologies de l'Information, délivre des études marketing et du conseil à l'ensemble des prestataires impliqués sur ces marchés.

Depuis sa création en 1974, INPUT analyse en permanence les différents segments du marché—prestations intellectuelles et de traitement, logiciels système et applicatifs, systèmes clé en main, services de réseau, services client, intégration de systèmes, FM—et leur pénétration par secteur vertical (banque, assurance, industrie, distribution).

Les interventions d'INPUT peuvent satisfaire des besoins d'informations opérationnels, tactiques et stratégiques (analyse de concurrence, attentes d'utilisateurs, potentiel de marché, recherche de partenaire...).

Les ressources d'INPUT sont accessibles sous forme de souscription à des programmes annuels, d'acquisition d'études multi-clients, de recherches spécifiques et confidentielles, de participation aux conférences spécialisées, d'abonnement à des newsletters.

La société compte plus de 100 personnes dans le monde dont une cinquantaine de consultants, experts sur les Marchés des Logiciels et Services.

INPUT bénéficie de références de clients notoires et parmi les plus importantes sociétés mondiales dont elle accompagne depuis de nombreuses années la croissance.

Bureaux

Amérique du Nord

San Francisco
1280 Villa Street
Mountain View, CA 94041
U.S.A.
19.1.415 961 3300
Télécopie 19.1.415 961 3966

New York
Atrium at Glenpointe
400 Frank W. Burr Boulevard
Teaneck, NJ 07666
U.S.A.
19.1.201 801 0050
Télécopie 19.1.201 801 0441

Washington, D.C.
1953 Gallows Road, Suite 560
Vienna, VA 22182
U.S.A.
19.1.703 847 6870
Télécopie 19.1.703 847 6872

International

London
Piccadilly House
33/37 Regent Street
London SW1Y 4NF, Grande-Bretagne
19.44.71 493 9335
Télécopie 19.44.71 629 0179

Paris
24, avenue du Recteur Poincaré
75016 Paris, France
(33-1) 46 47 65 65 Télécopie (33-1) 46 47 69 50

Frankfurt
Sudetenstrasse 9
D-6306 Langgöns-Niederkleen, Germany
19.49.0 6447 7229 Télécopie 19.49.0 6447 7327

Tokyo
Saida Building
4-6, Kanda Sakuma-cho
Chiyoda-ku, Tokyo 101, Japon
19.81.3 3864 0531
Télécopie 19.81.3 3864 4114